

London 2012 Olympic Resource - Teacher Guide

Overview

The *London 2012 Olympic Resource* is a national resource produced by the Australian Olympic Committee in consultation with teachers and educational advisors. The resource contains over 60 primary cross-curriculum lesson plans and student handouts themed around the 2012 Olympic Games in London, England.

The *London 2012 Olympic Resource* features activities designed for a range of age groups:

- Lower Primary (Early Stage 1 and Stage 1)
- Middle Primary (Stage 2)
- Upper Primary (Stage 3).



The *London 2012 Olympic Resource* emphasizes the a.s.p.i.r.e. values, literacy and numeracy skills, the use of information and communication technologies, active lifestyles and links with the community. The resource also complements the National Framework for Values Education in Australian Schools

www.valueseducation.edu.au/values, highlighting the Australian Olympic Team's a.s.p.i.r.e. values.

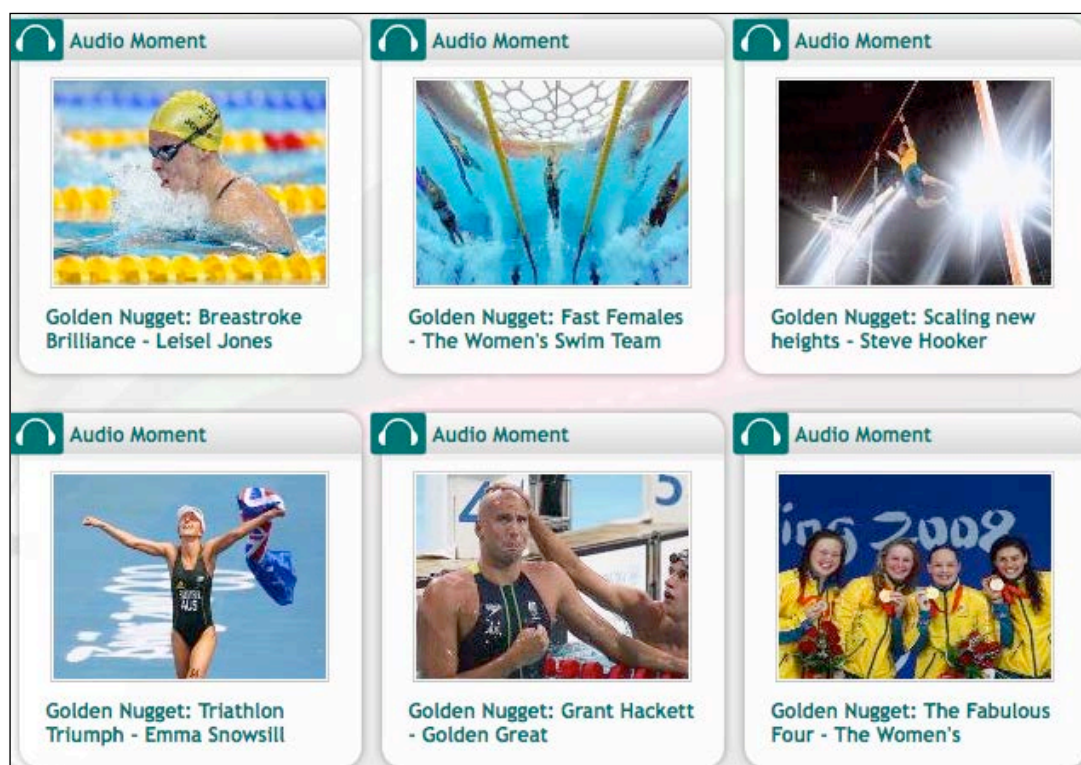


Australian Olympic Education Resource



The *London 2012 Olympic Resource* has a major focus on the United Kingdom and England including its history, geography, culture and customs. Specific activities link to a range of other initiatives and resources found at <http://london2012.olympics.com.au/education> including:

- **Chat to a Champ** - Chat online to your Olympic heroes
- **Village Art** - Decorate the Olympic Village with your art
- **Cheer for a Champ** – Create a video to support the Australian Olympic Team
- **Olympic School Sports Day** - Host the Olympic Games at your School
- **Talk with a Champ** - Discuss the highs & lows of sport with your Olympic heroes
- **Learn from a Champ** - Watch and learn about sport and values
- **Olympian Ambassador** – Great lessons from role models
- **BK Zone** - Widgets, quizzes, prizes and more
- **Norman May's Golden Nuggets** - Audio files of Olympic highlights downloaded from <http://media.olympics.com.au/collection/golden-nuggets>



London 2012 Olympic Resource:

- features activities guided by the National Curriculum Profiles for the learning areas including English, Studies of Society and Environment, and Health and Physical Education, Mathematics, Science, Technology, Languages other than English, and the Arts
- meets educational goals related to values, literacy and numeracy, information and communication technologies (ICTs)
- promotes an active lifestyle
- is designed for teachers of Lower, Middle and Upper Primary classes
- features online interactive resources, such as audio and video clips
- is designed around the a.s.p.i.r.e. values—attitude, sportsmanship, pride, individual responsibility, respect and express yourself
- was developed in consultation with State and Territory Education and Olympic experts.



Educational aims and objectives

The activities featured in the *London 2012 Olympic Resource* may be completed independently or combined as part of a more comprehensive learning sequence, lesson or educational program. Please refer to your own state or territory syllabus for more explicit guidelines.

The *London 2012 Olympic Resource* integrates the Key Learning Areas and covers many different aims and learning objectives. Gardner's Multiple Intelligences and Bloom's Thinking Taxonomy has been used as a starting point to develop the resource. This has been done to ensure that the activities can be used in any State or territory's



curriculum framework and linked by teachers to your own unit planning. Most of the activities are built around a holistic, cross-curriculum approach to learning and feature opportunities for students to remember, understand, apply, analyse, create and evaluate.

Activities are grouped in broad categories including Word (English and literacy) Maths (Numeracy), Picture (Visual and Creative Arts), Body (Physical Education), Music (Creative Arts), Self (Personal development), Group (Inter-personal development) and Environment (Society and Environment). The cross-curriculum approach allows for several learning areas to be covered by a single activity; the alignment of activities and categories should be used as a general guide only.

Teachers and educators are encouraged to use the *London 2012 Olympic Resource* as a starting point, adding and adjusting activities to the suit the developmental needs of your students. Many opportunities exist for you to customise activities for you local teaching context. For example, you may like to prepare more detailed information, scaffolds, guidelines etc to further explore some of the knowledge, skills, values, issues and ideas introduced in an activity. Additionally, you may like to use the activities as a basis for developing your own student assessment or evaluation.

Knowledge and Understanding

Students will develop knowledge and understanding about:

- Australia's national identity and within it the place of sport
- the history of the Olympic movement
- the sports, venues, emblems and schedule of the 2012 Olympic Games
- the athletes of the 2012 Australian Olympic Team
- the diversity and contributions of people in their community and from around the world
- United Kingdom's history, geography, culture and customs
- Australia's relationship with Great Britain.

Skills

Students will develop skills in:

- initiating and investigating
- identifying and gathering information



- analysing and organising information
- synthesising information
- applying information and acting individually and co-operatively
- reflecting on their learning

Values and Attitudes

Students will develop an understanding and appreciation of the a.s.p.i.r.e. values:

- attitude
- sportsmanship
- pride
- individual responsibility
- respect
- express yourself.

The activities may also be used as a basis for implementing a program incorporating the ten shared values for Australian Schools including tolerance and understanding, respect, excellence, inclusion and trust, honesty, being ethical, responsibility, care, social justice and freedom.

Literacy and Numeracy

The *London 2012 Olympic Resource* encourages the development of student literacy and numeracy. Many of the lessons encourage purposeful communication in a variety of contexts, modes and mediums. Skills including speaking, listening, reading and writing are a fundamental component of many activities.

Active Lifestyle

Participation in regular physical activity can have social, physical and mental benefits for students. An ideal support to the *London 2012 Olympic Resource* is the *Olympic School Sports Day* resource; the *Olympic School Sports Day* lessons are an ideal medium for exploring content strands within the Health and Physical Education National Curriculum Profile including human movement, physical activity and the community, human relations and safety.





Olympic School Sports Day celebrates the Olympic Games through sport, education and culture. Across the globe, millions of students celebrate Olympic Day on 23 June each year by participating in Olympic education and activities. In Australia, schools can celebrate *Olympic School Sports Day* by staging their own series of sport, education and cultural activities. Participants may include students from a single class, an entire year, or the entire school, as well as students from other local schools. *Olympic School Sports Day* is a single day of competition and celebration, with qualifying rounds and associated cultural events held across a number of days or weeks in the lead up to the event. More information about *Olympic School Sports Day* is available from www.olympics.com.au

Information and Communication Technologies (ICTs)

There is a range of opportunities for teachers to encourage students to explore Information and Communication Technologies within the *London 2012 Olympic Resource*. Some examples are outlined below:



Implementing the activities

Establishing a context

An ideal way to prepare for the *London 2012 Olympic Resource* is to become more familiar with the a.s.p.i.r.e. values and the history of the Olympic movement. Although the activities may be implemented in a flexible order you may like to start with the activities outlined in the *a.s.p.i.r.e. values* topic (designed for Upper Primary, but easily modified). It may also be helpful to provide a brief summary of the Olympic movement, Australia's participation and background to the next Olympic Games to be held in London, comparisons of British and Australian life and culture etc. More information and ideas are outlined below.

Olympic School Sports Day resource

The *Olympic School Sports Day* resource is a great way to set a learning context. This series of lessons is designed around teaching the Olympic values through sport to young Australians, complementing the Australian Federal Government's *Values Education* framework. The lessons conclude in the staging of an intra-school or inter-school sporting and cultural event – Olympic School Sports Day. Students learn to organise, plan and prepare, manage and participate in Olympic School Sports Day as part of their Personal Development and Health and Physical Education program. You may like to explore selected lessons from the Olympic School Sports Day resource (for example, lessons 1 through 5 cover various aspects including the history of the Olympic Games). The lessons are flexible and easily customised to *your state/territory curriculum and school program*. More information about *Olympic School Sports Day* is available from www.olympics.com.au



Combining activities

The activities featured in the *London 2012 Olympic Resource* can be completed independently, although you may decide to combine several activities as part of a learning sequence or lesson. Selected topics and activities may be combined to build on student interest, knowledge, skills and engagement. Some suggestions are outlined below:

- Exploring British Culture (Lower/Middle Primary)
 - Songs and Poems
 - London in Film
 - English Afternoon Tea
 - British Coins
- Introducing values and sports (Middle/Upper Primary)
 - a.s.p.i.r.e. Values
 - London 2012 sports
- Venues and buildings (Middle/Upper Primary)
 - Venues across the UK
 - London's Historic Venues
- Creating an video message of support
 - Cheer for a Champ (Part 1 - Planning Content)
 - Cheer for a Champ (Part 2 - Software & Hardware)
 - Cheer for a Champ (Part 3 - Roles & Recording)

There are many other possible activity combinations; it is recommended that you spend some additional time to decide the most appropriate sequence for your students and classroom circumstances.



Planning a *London 2012* unit

A great way to experience the excitement in the approach to London 2012 is to plan a more comprehensive educational unit or program based on the *London 2012 Olympic Resource*. Your *London 2012* unit would ideally contain resources and competitions available from www.olympics.com.au. An ideal time to implement a London 2012 unit is the first half of the 2012 school year, taking advantage of additional Olympic resources, events and excitement as London 2012 approaches.

You may like to incorporate some of the ideas and activities suggested in the activities. For example:


- Determine students' previous Olympic Games knowledge with a survey or quiz and brainstorm ideas for educational goal and approaches to your unit.
- Collect a range of Olympics and Australian/international-themed resources for use in a dedicated space in your classroom, school library, or other school area eg posters of past and present Olympians, world map of Olympic nations, banners, flags, information on local sporting clubs, biographies, flyers, videos of past Olympic Games and school sporting teams etc.
- Organise relevant guest speakers to visit your class / school e.g. local sporting club personnel, local sporting stars, significant community members
- Determine possible opportunities for your class / school during the London 2012 unit including:
 - participation in sporting competitions and programs
 - excursions to a local, state, and/or national sporting matches
 - creation of a website outlining your class/ school London 2012 unit
 - Olympic-themed days, discos, bbqs, drama presentations
 - awards system based on Olympic involvement
 - cultural games and activities including international food days, cultural flag ceremonies, torch relays in the community or games nights for viewing the Olympics
 - playing a range of Olympic sports, modifying where appropriate.



Getting the most from *London 2012 Olympic Resource*

You may like to spend some additional planning and development time to integrate these additional ideas and activities:

- Allocate peer support time to explore some of the issues and values introduced in the activities.
- Develop students' research and recording skills by ensuring students swap roles such as researcher, scribe, presenter etc.
- Organise parent helpers to assist in selected activities.
- Support students to plan, organise, implement and participate in *Olympic School Sports Day*.
- Spend additional lesson time and resources to organise musical and other artistic events for the opening and closing ceremonies.
- Invite members of the local community to participate in your school's *Olympic School Sports Day* celebrations e.g. Volunteers, umpires, spectators etc.
- Survey students, teachers and community members at the end of your *Olympic School Sports Day* program to develop and improve your Personal Development, Health and Physical Education program.
- Extent Olympic celebrations by organising an inter-class, intra-school, or teacher v. Student event as a follow-up to *Olympic School Sports Day*.
- Acknowledge your students for being good sports and demonstrating the a.s.p.i.r.e. values by issuing a.s.p.i.r.e. awards.
- Explore some of the additional cross-curriculum lessons from the a.s.p.i.r.e. school network, an education initiative of the Australian Olympic Committee.



2012 Australian Olympic Team site

There is a range of additional online educational resources that you may find useful to use when planning your learning program. Explore <http://london2012.olympics.com.au/> as well as additional online resources featured in each topic/activity.

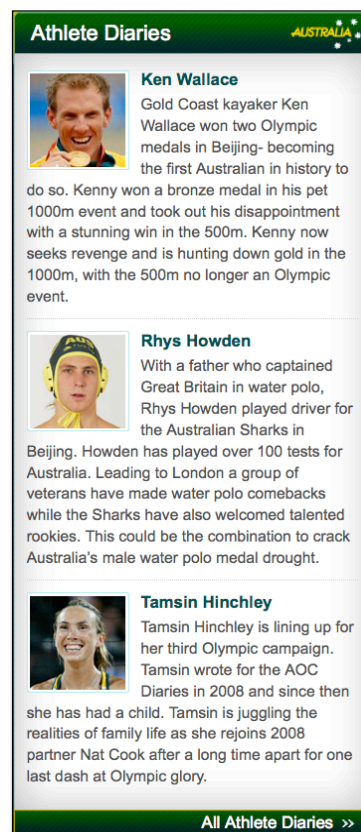
Athlete Diaries – There are 12 athletes writing online diaries (blogs) leading into London 2012, with athletes continuing to blog after they have finished competing. Find out more at:

<http://london2012.olympics.com.au/athletes/diaries>

Media Centre – Here is where you'll find a range of engaging news items, audio, video and photos to watch with your class and incorporate into activities and lessons. Find out more at:

<http://london2012.olympics.com.au/news/videos>

<http://london2012.olympics.com.au/news/image-galleries>



Australian Olympic Education Resource














Some of the exciting features that will appear on the Australian Olympic Team site <http://london2012.olympics.com.au/> in the approach to London 2012 include:

- **Athlete Profiles** (as athletes are announced from early 2012)
- **Venue Map** (enhanced with London Landmarks)
- **Medal Tally** and **Live Results Feed** (available once competition begins)
- **Competition Schedule** (to let you know where and when Australians are competing)
- **a.s.p.i.r.e. Team Newsletter** (available once competition begins)

Australian Olympic Education

This is a range of additional **Education resources**, competitions and initiatives at <http://london2012.olympics.com.au/education>

Chat to a Champ  Chat online to your Olympic heroes!	Village Art  Decorate the Olympic Village with your art!	Cheer for a Champ  Cheer for a Champ!	Olympic Day  Host the Olympic Games at your School
Lessons: Primary  Download 60 lessons themed on London 2012	Lessons: Secondary  Learn our Olympic history with IWB lessons	Talk with a Champ  Discuss the highs and lows of sport with your Olympian heroes	a.s.p.i.r.e. school network  Teachers join and participate in 2012
Learn from a Champ  Watch and learn about sport values	Ambassadors  Who is your Olympian Ambassador?	BKZone  Widgets, quizzes, prizes and more	



Australian Olympic Education Resource



Additional online resources include:

- AFSSSE, the Australian Federation of Societies for Studies of Society and Environment
www.afsse.asn.au
- Official London 2012 Education program
<http://www.london2012.com/education>
- The National Digital Learning Resources Network
<http://www.ndlrn.edu.au>
- National Framework for Values Education in Australian Schools
www.valueseducation.edu.au/values
- A Healthy and Active Australia
<http://www.healthyschools.gov.au/>
- Skype in the classroom
<http://education.skype.com/>



Topic/Activity Outline

Each topic usually features several activities and can be downloaded as an Adobe Acrobat PDF file. A summary appears on the first page to assist in planning and integrating into your existing or anticipated educational program.

Level

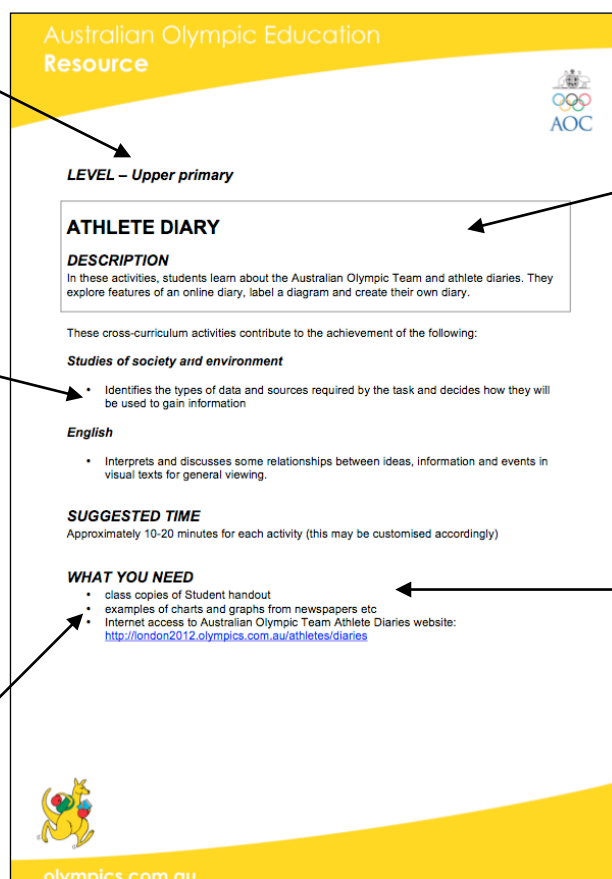
Choose a level appropriate to the ability of your students. Many of the activities are easily adapted for other levels.

Educational aims

These are based on National Curriculum Profiles and can be easily adapted to suit the requirements of your state/territory syllabus.

Suggested time

This can be easily adapted to suit your requirements.



Title and summary

Provides an outline of the topic and learning activities.

What you need

Many activities include student handouts (to photocopied prior) plus an outline of additional resources and equipment required, eg scissors, video and/or audio clips. Adapt the list to suit local availability.



Brainstorms

Many of the activities use brainstorms and Y-charts as an organising strategy to introduce a topic. These samples may be easily modified or replaced if necessary. Many alternative strategies are possible such as graffiti boards, mind-maps, T-charts, wall dictionaries etc. Explore www.enchantedlearning.com/graphicorganizers/ for additional ideas and resources.

Australian Olympic Education Resource

ACTIVITIES

The following activities may be completed independently or combined as part of a more comprehensive learning sequence, lesson or educational program. Please refer to your own state or territory syllabus for more explicit guidelines.

Athlete Diary website


1. Show the class the Athlete Diary website at <http://london2012.olympics.com.au/athletes/diaries> and briefly explore the features.

2. Ask the class to think about the ideas associated with a diary and the purpose of a public diary type of information it might contain. Brainstorm their responses as outlined in the following sample:



Australian Olympic Education Resource

REFLECT ON a.s.p.i.r.e. VALUES



Discuss how a diary can help you to express yourself. Explore issues related to individual responsibility when writing about events and people. What are some ways in which Australian Olympic Team have expressed themselves?

EXPLORE A LITTLE FURTHER

- Draw some pictures of members of the Australian Olympic Team completing in some of the events mentioned in the Athlete Diaries.
- Write a short play featuring members of the Australian Olympic Team preparing for London 2012.
- Collect photos and illustrations of people playing various sports represented by the Australian Olympic Team.
- Develop a list of questions to ask members of your school or local community and create a community diary or blog.

Reflect on a.s.p.i.r.e. values

Featured towards the end of each topic, these questions and prompts encourage class discussion and help consolidate many of the ideas introduced and explored in the activities.

Explore a little further

These are various enrichment and extension activities with many featuring weblinks to online resources. These are ideal to follow-up concepts and themes and make ideal homework tasks the basis of additional activities or lessons.



Activities - Lower Primary

- Kindergarten, years 1 and 2
- Early Stage 1 and Stage 1

<p><i>Word</i></p> <ul style="list-style-type: none">• British Storybook Heroes• Letters A-Z• London 2012 Pictograms	<p><i>Maths</i></p> <ul style="list-style-type: none">• Olympic Schedule• Numbers and Words 1-10• Counting Down the Days
<p><i>Picture</i></p> <ul style="list-style-type: none">• Royal Crowns• British Castles• Symbols of Great Britain• Coat of Arms	<p><i>Body</i></p> <ul style="list-style-type: none">• The Food You Eat
<p><i>Music</i></p> <ul style="list-style-type: none">• London Bridge	<p><i>Self</i></p> <ul style="list-style-type: none">• Norman May's Golden Nuggets (Passion)• Olympic Village
<p><i>Group</i></p> <ul style="list-style-type: none">• London 2012 Supporters' Pack	<p><i>Environment</i></p> <ul style="list-style-type: none">• Mapping Britain*• London Landmarks• Floral Emblems• London 2012 Torch Relay

**Interactive Whiteboard (IWB) Activity*



Activities - Middle Primary

- Years 3 and 4
- Stage 2

<p><i>Word</i></p> <ul style="list-style-type: none"> • London's Historic Venues • Norman May's Golden Nuggets (Who, What, When, Where, Why?) • British Literature • London Timeline 	<p><i>Maths</i></p> <ul style="list-style-type: none"> • British Coins • London 2012 Medals (Percent)
<p><i>Picture</i></p> <ul style="list-style-type: none"> • London 2012 Poster • Athlete Village Art • London 2012 Mascots • Australian Team Uniforms • London 2012 Medals (Features) 	<p><i>Body</i></p> <ul style="list-style-type: none"> • English Afternoon Tea • Traditional UK Sports
<p><i>Music</i></p> <ul style="list-style-type: none"> • London in Film 	<p><i>Self</i></p> <ul style="list-style-type: none"> • British Royal Family Tree
<p><i>Group</i></p> <ul style="list-style-type: none"> • Norman May's Golden Nuggets (Teamwork) • Olympic Role Models • Team Behind the Team 	<p><i>Environment</i></p> <ul style="list-style-type: none"> • London 2012 Torch Relay • Venues across the UK* • Olympic Park Biodiversity

*Interactive Whiteboard (IWB) Activity



Activities - Upper Primary

- Years 5 and 6
- Stage 3

<p><i>Word</i></p> <ul style="list-style-type: none">• Norman May's Golden Nuggets (Facts and Ideas)• Australian Olympic Team• Australia and Great Britain• London's Olympic Heritage	<p><i>Maths</i></p> <ul style="list-style-type: none">• UK Population• Australian Teams Over Time
<p><i>Picture</i></p> <ul style="list-style-type: none">• London 2012 Torch Design	<p><i>Body</i></p> <ul style="list-style-type: none">• London 2012 Sports• Cottage Pie Recipe• Healthy Eating
<p><i>Music</i></p> <ul style="list-style-type: none">• British & Australian Anthems• Songs and Poems	<p><i>Self</i></p> <ul style="list-style-type: none">• Norman May's Golden Nuggets (Pride)• a.s.p.i.r.e. Values
<p><i>Group</i></p> <ul style="list-style-type: none">• Athlete's Online Diary• Cheer for a Champ (Part 1 - Planning Content)• Cheer for a Champ (Part 2 - Software & Hardware)• Cheer for a Champ (Part 3 - Roles & Recording)	<p><i>Environment</i></p> <ul style="list-style-type: none">• London's Weather and Climate• Sustainability & London 2012

